


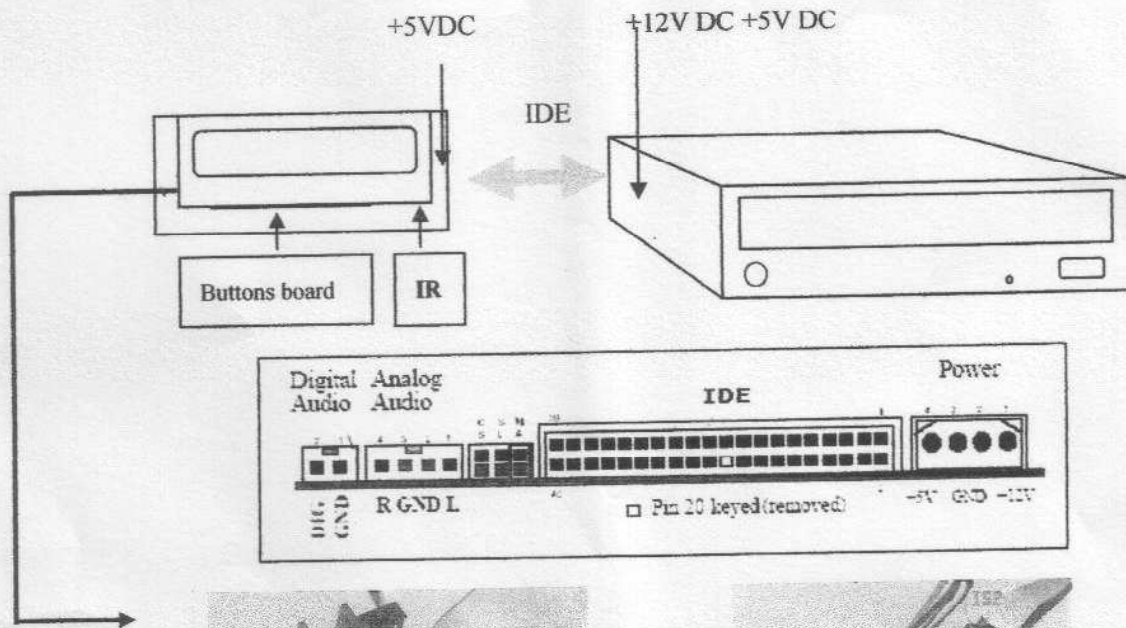


DIY CLUB.COM.HK

Operation manual for CD-ROM remote


Set the CD-ROM to master mode, connect +5Vdc to the control board



number key 0~9 : press any number enter the track selection mode


example: want to play track number 12:

press 1, LCD display 01, then press 2 , LCD display 12

then press  start play track 12

press **ALT** key , LCD display 00 , re-enter track no

press **Time** or **play** key on the control board, quite from the track selection mode

If the input number excess the total track number, after you press the  button, the LCD display track 00, re-enter the correct track number

Under repeat play mode, press repeat again will quite the repeat play mode